

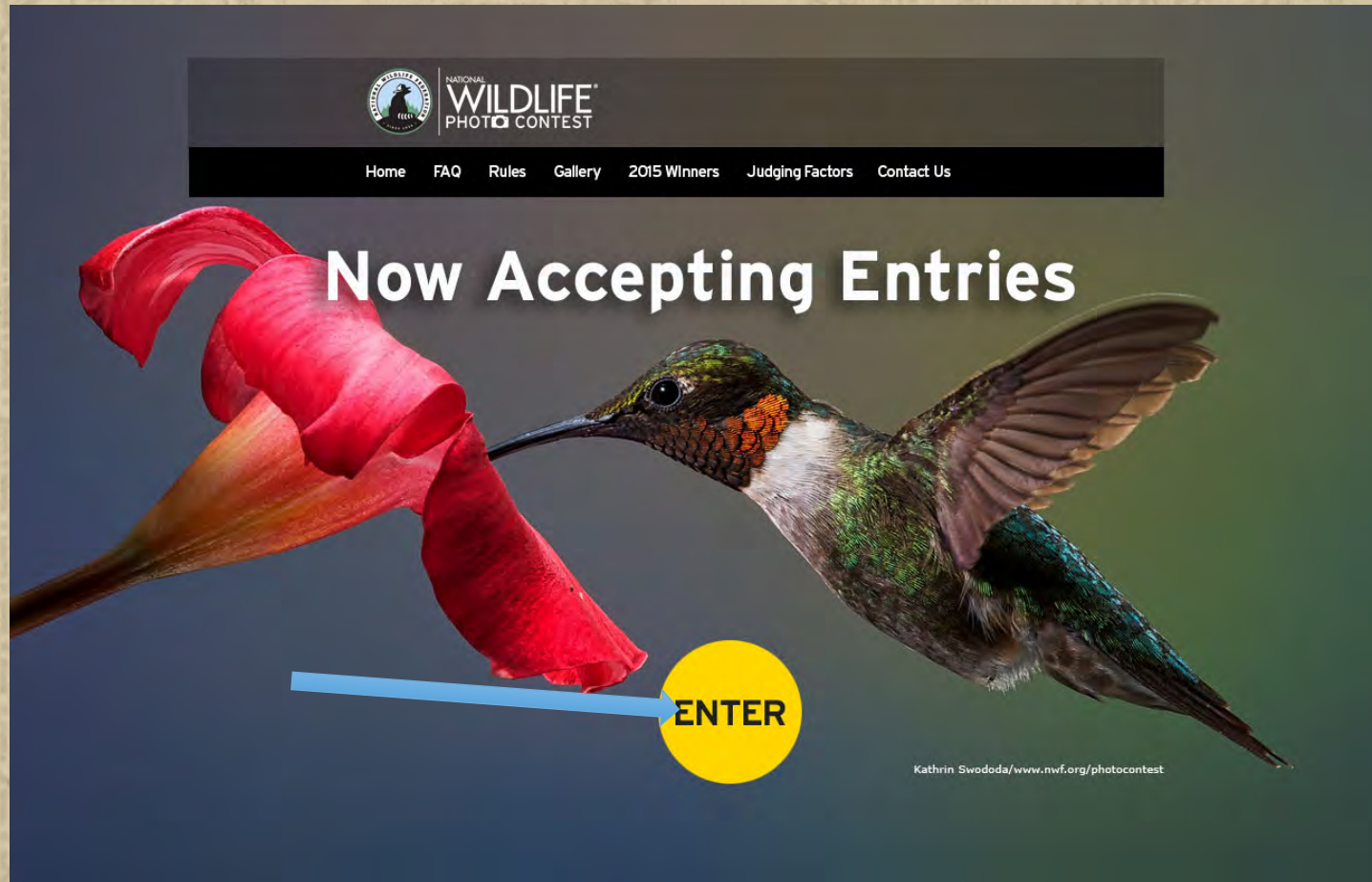
NATIONAL
WILDLIFE[®]
PHOTO  CONTEST

HOW TO ENTER
STEP BY STEP



Go to: www.nwf.org/photocontest

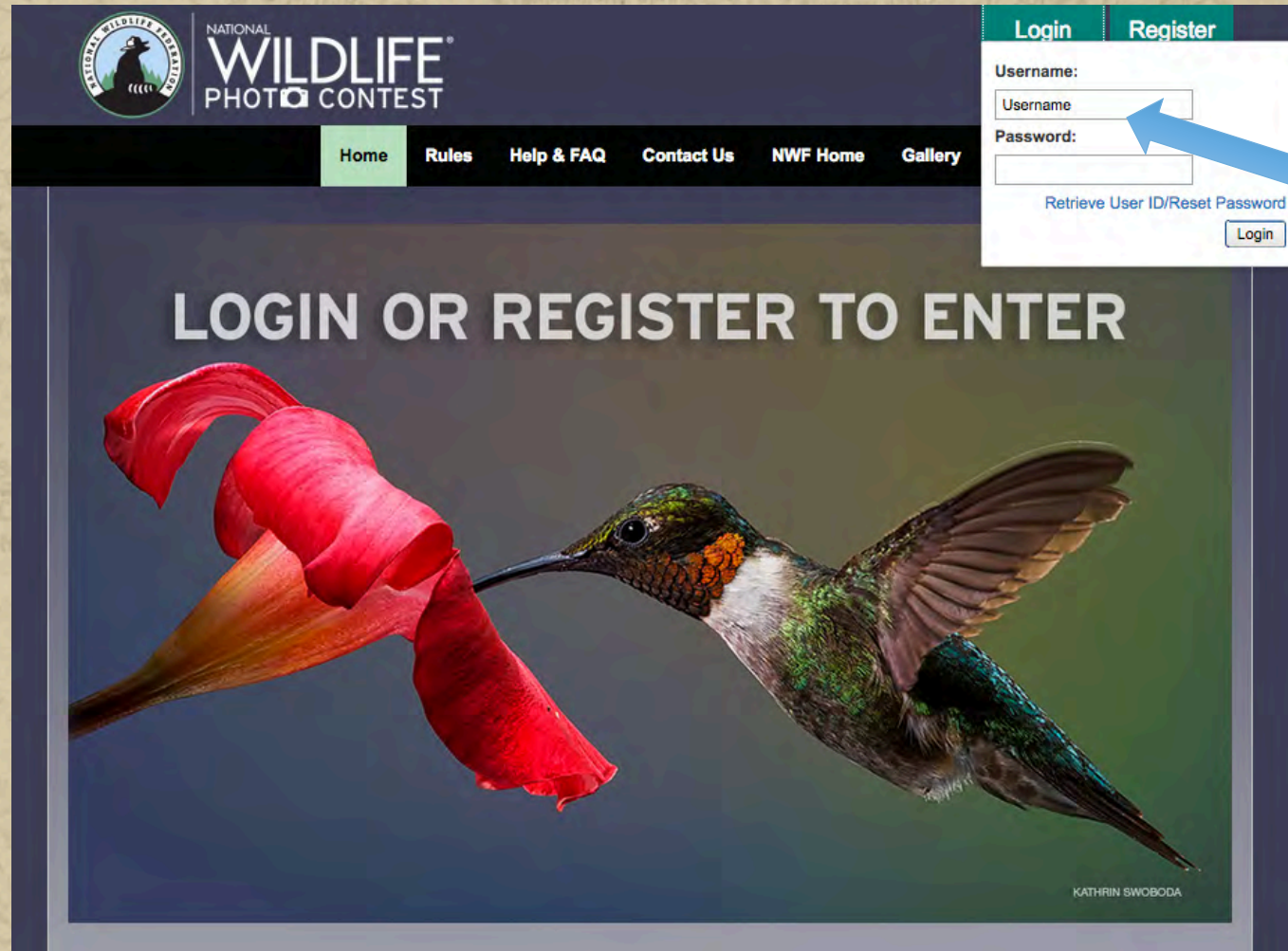
Click on “ENTER” to begin the four easy steps process.



The screenshot shows the website's header with the logo for the National Wildlife Photo Contest and a navigation menu with links for Home, FAQ, Rules, Gallery, 2015 Winners, Judging Factors, and Contact Us. The main content area features a large image of a hummingbird feeding from a red flower. A yellow circular button with the word "ENTER" is positioned below the image, with a blue arrow pointing to it from the left. The text "Now Accepting Entries" is overlaid on the image in white. In the bottom right corner of the image, there is a small credit: "Kathrin Swododa/www.nwf.org/photocontest".



1-Every entrant must register for a 2017 photo contest account by entering or login if you already have created an account for this year's contest.

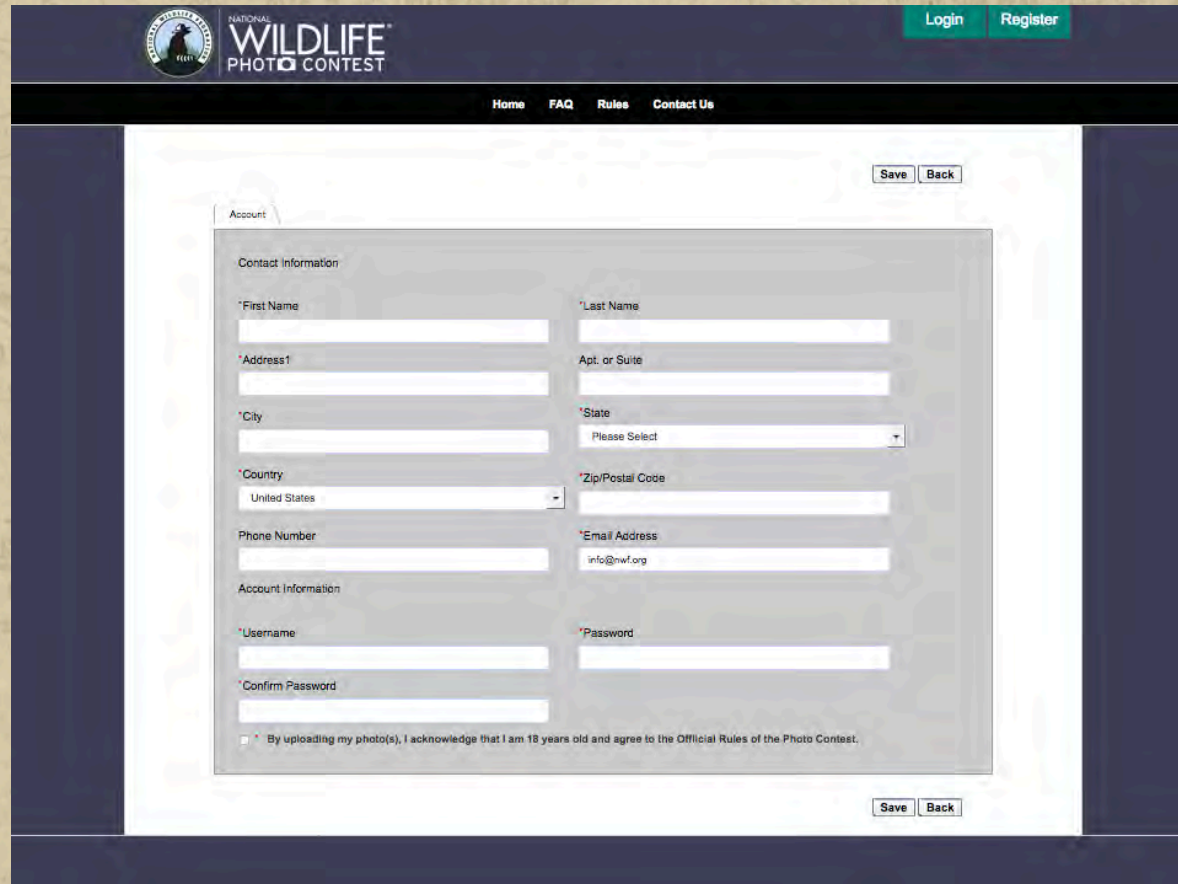


The screenshot shows the website for the National Wildlife Federation Wildlife Photo Contest. At the top left is the logo for the National Wildlife Federation, featuring a silhouette of a person in a hat. To its right, the text reads "NATIONAL WILDLIFE PHOTO CONTEST". Below this is a navigation bar with links for "Home", "Rules", "Help & FAQ", "Contact Us", "NWF Home", and "Gallery". On the right side of the page, there is a white overlay box with a dark blue header containing "Login" and "Register" tabs. The "Login" tab is selected. Inside the overlay, there are two input fields: "Username:" and "Password:". A blue arrow points to the "Username" input field. Below the "Password" field is a link that says "Retrieve User ID/Reset Password" and a "Login" button. The main content area of the website features a large image of a hummingbird hovering near a red flower. The text "LOGIN OR REGISTER TO ENTER" is overlaid on the image in white capital letters. The name "KATHRIN SWOBODA" is visible in the bottom right corner of the image.



2-Fill out your account registration form

Be sure to fill out all required fields; marked with a **red asterik***



The screenshot shows the registration form for the National Wildlife Photo Contest. The form is titled "Account" and is divided into two main sections: "Contact Information" and "Account Information".

Contact Information:

- *First Name
- *Last Name
- *Address 1
- Apt. or Suite
- *City
- *State (Please Select)
- *Country (United States)
- *Zip/Postal Code
- Phone Number
- *Email Address (info@nwf.org)

Account Information:

- *Username
- *Password
- *Confirm Password

At the bottom of the form, there is a checkbox and the text: "By uploading my photo(s), I acknowledge that I am 18 years old and agree to the Official Rules of the Photo Contest." There are "Save" and "Back" buttons at the top right and bottom right of the form area.

After creating an account, you will receive an email to confirm your registration.

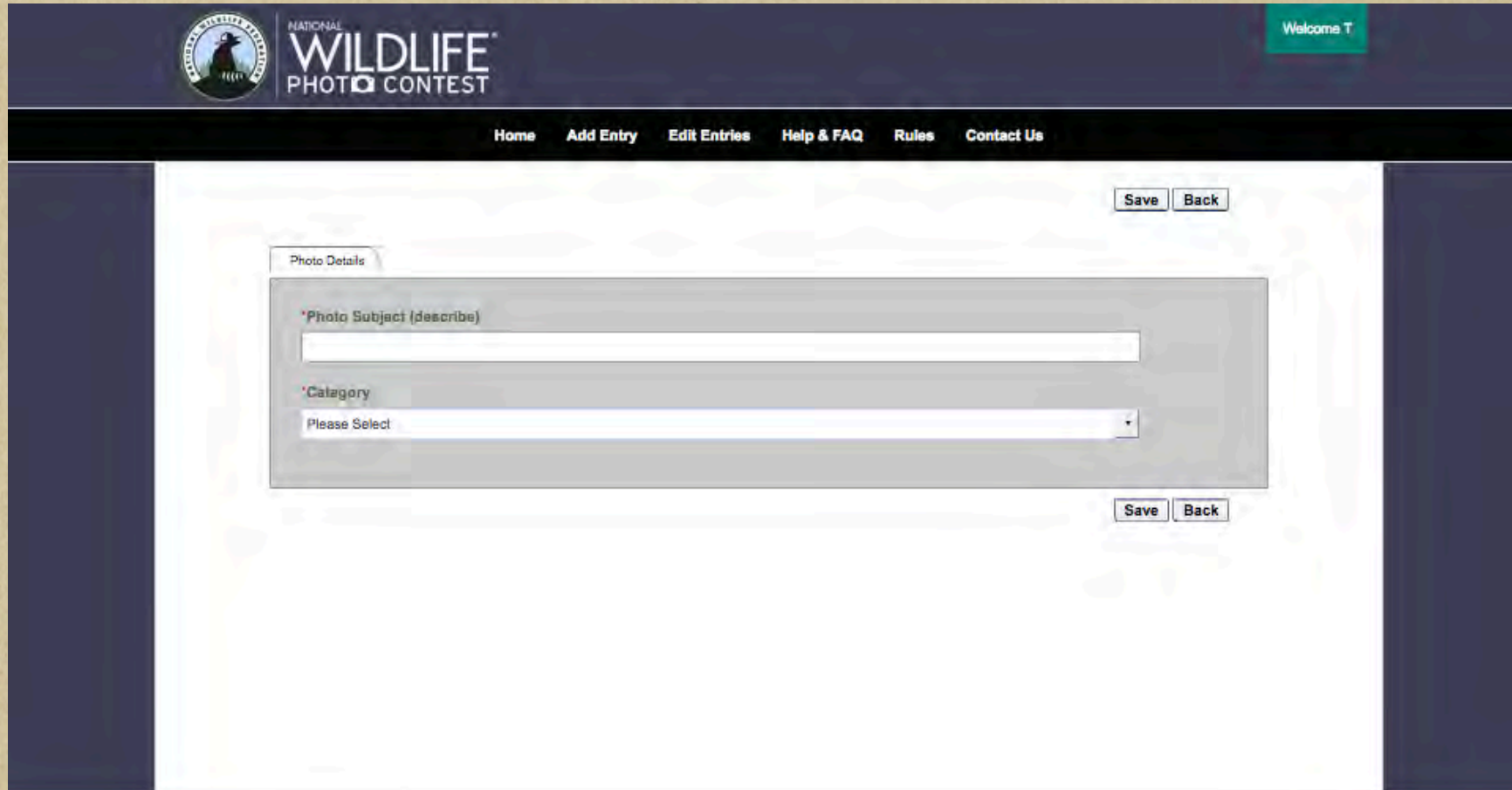


3-Entering images

Click on any “ADD ENTRY” buttons to begin adding photos to your account



Start with “Photo Subject” and select a contest category for each photo entry



The screenshot shows the National Wildlife Federation Photo Contest website. The header includes the logo, the text "NATIONAL WILDLIFE PHOTO CONTEST", and a "Welcome T" message. A navigation bar contains links for "Home", "Add Entry", "Edit Entries", "Help & FAQ", "Rules", and "Contact Us". The main content area features a "Photo Details" form with two required fields: "Photo Subject (describe)" and "Category". The "Category" field is a dropdown menu currently set to "Please Select". "Save" and "Back" buttons are located at the top right and bottom right of the form area.

Click on “Save” button to proceed to the next steps.





Fill out the photo information form for each image.

Fill out all required fields; marked with a **red asterik***. Be accurate with image description, it can not be changed after it's submitted.

Click "Select" to select a photo from your computer or mobile device.

After your image is uploaded, click "Submit Entry" to upload the photo.

Pay for your entry.



562164 - Test Image
Baby Animals

Photo Details

*Photo Subject (describe)
Test image

*Category
Baby Animals

*Where and when was this photo taken?
Home 2015

*Photo Story
This is a test image

500 char(s) left

*Camera Equipment
Iphone

Specify Digital Alterations
None

300 char(s) left

*Upload Photo from
Select

Screen Shot 2016-11-23 at 10:41:22 AM
PNG, 0.57 MB

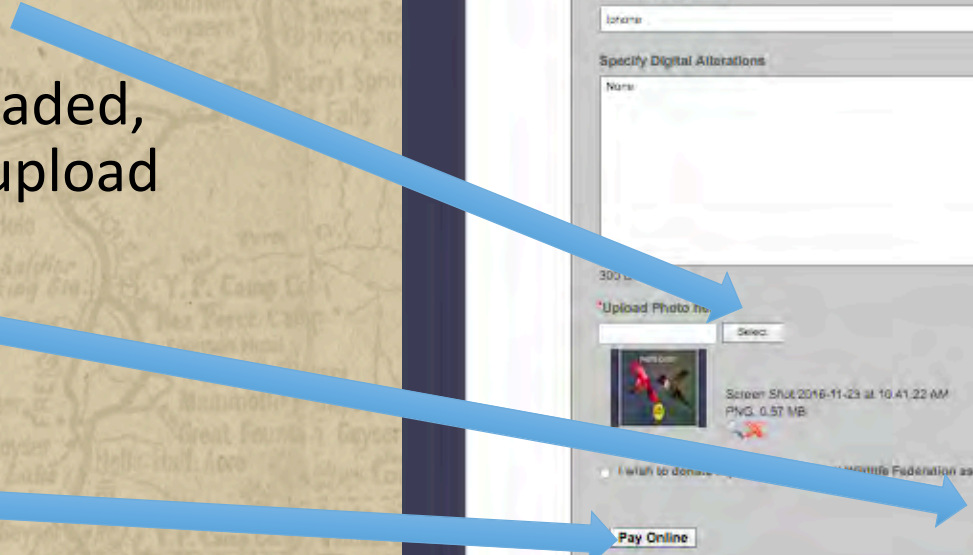
I wish to donate to the National Wildlife Federation as set forth in Section A. 14 of the Official Rules (Optional)

Pay Online

Submit Entry

Payable Requirements: not

Save Back



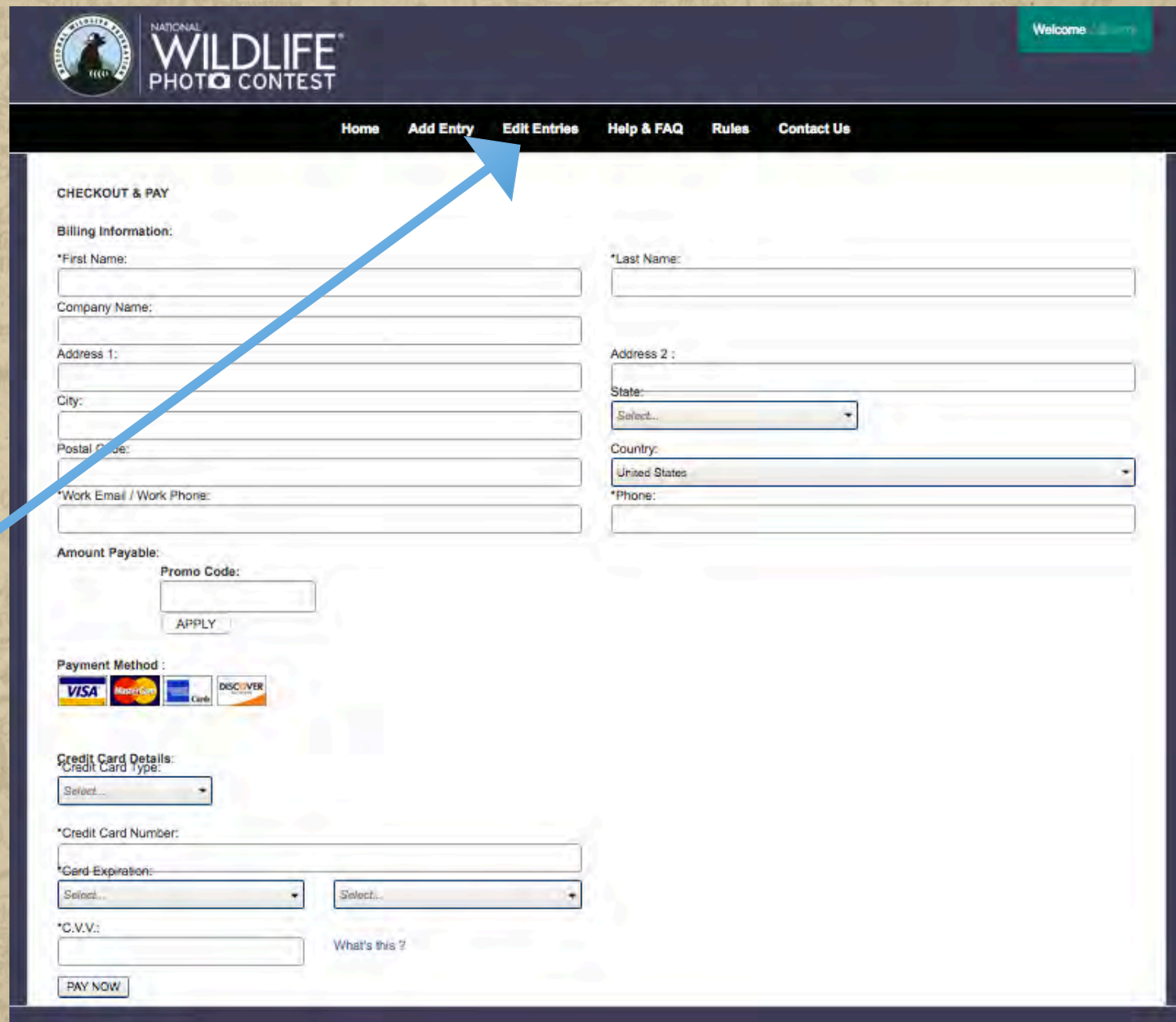
4-Payment page

Fill out and submit payment information.

That is it! Your images will soon be published on the photo contest gallery and they can be shared with your friends and submitted for judges reviews.

Entered images can be reviewed in “Edit Entries” page.

You will receive an email to confirm your payment.



NATIONAL WILDLIFE FEDERATION
WELCOME

Home Add Entry Edit Entries Help & FAQ Rules Contact Us

CHECKOUT & PAY

Billing Information:

*First Name:

*Last Name:

Company Name:

Address 1:

Address 2:

City:

State:

Postal Code:

Country:

*Work Email / Work Phone:

*Phone:

Amount Payable:

Promo Code:

APPLY

Payment Method :

VISA MasterCard Discover

Credit Card Details:

*Credit Card Type:

*Credit Card Number:

*Card Expiration:

*C.V.V.:

What's this ?

PAY NOW



Edit Entries page

Click on “Add Entry” to add more images. You can enter up to ten images per \$20 entry fee.

Your submitted images will appear in the “Edit Entries” page.

A green dot denotes an image has been submitted to be judged, and it cannot be deleted.



Welcome to your 2017 National Wildlife Photo Contest uploading page.

Here are a few tips that can help you with the entry process:

1. To begin click on "Add Entry" select the photo subject and select a photo contest category for each photo. Then complete the entry application form. Once you upload the first image you can pay the entry fee. Up to ten images can be entered and submitted for judging after entry fee is paid.
2. To submit an entry for judging (entry fee must be paid prior to submitting entries), click on the "Submit" button. If the application form is complete, the image will automatically be entered to the judging process.
3. All required information fields (denoted by a red asterisk *) for each image must be filled before the image can be submitted to be judged. If the required information has not been completed, the corresponding fields will be displayed. Click on the field name to be taken to the field to complete the form.
4. If you wish to enter more than ten images, an additional entry fee of \$20.00 will need to be paid prior to uploading and submitting images.
5. If you have more questions, please check out the Help & FAQ page.

Pay Online

Edit	No.	Entry Title	Category	Media	Status	Paymer Status	Fee (per 10 entries)	Date Added	Delete
							\$20.00		
	12	Mobil payment	Other Wildlife		Submitted	✓	\$0.00	11/02/2016	
	11	Cotton tailed Bunny	Mammals		Submitted	✓	\$1.00	07/20/2016	
	10	Whitetailed doe and her fawns	Baby Animals		Submitted	✓	\$0.00	07/20/2016	
	9	Bluebird	Birds		Submitted	✓	\$0.00	07/20/2016	
	8	Bumble bee on common milkweed flower	Backyard Habitats		Submitted	✓	\$0.00	07/20/2016	
	7	Bluebird eggs and hatchlings	Baby Animals		Submitted	✓	\$0.00	07/20/2016	
	6	Canadian duckling	Baby Animals		Submitted	✓	\$0.00	07/20/2016	



Logging out

Click on green button to logout.

Thank you for your support of the National Wildlife Photo Contest.










Welcome to your 2017 National Wildlife Photo Contest uploading page.

Here are a few tips that can help you with the entry process:

1. To begin click on "Add Entry", fillout the photo subject and select a photo contest category for each photo. Then complete the entry application form. Once you upload the first image you can pay the entry fee. Up to ten image can be entered and submitted for judging after entry fee is paid.
2. To submit an entry for judging (entry fee must be paid nor to submitting entries), click on the "Submit" button. If the application form is complete, the image will automatically be entered to the judging site.
3. All required information fields (denoted by a red asterisk *) for each image must be filled before the image can be submitted to be judged. If the required information has not been completed, the corresponding fields will be displayed. Click on the field name to be taken to the field to complete the form.
4. If you wish to enter more than ten images, an additional entry fee of \$20.00 will need to be paid prior to uploading and submitting images.
5. If you have more questions, please check out the Help &FAQ page.

Pay Online

Edit	No.	Entry Title	Category	Media	Status	Paymen Status	Fee (per 10 entries)	Date Added	Delete
							\$20.00		
	12	Mobil payment	Other Wildlife		Submitted	\$	\$0.00	11/02/2016	
	11	Cotton tailed Bunny	Mammals		Submitted	\$	\$1.00	07/20/2016	
	10	Whitetailed doe and her fawns	Baby Animals		Submitted	\$	\$0.00	07/20/2016	
	9	Bluebird	Birds		Submitted	\$	\$0.00	07/20/2016	
	8	Bumble bee on common milkweed flower	Backyard Habitats		Submitted	\$	\$0.00	07/20/2016	
	7	Bluebird eggs and hatchlings	Baby Animals		Submitted	\$	\$0.00	07/20/2016	
	6	Canadian duckling	Baby Animals		Submitted	\$	\$0.00	07/20/2016	

